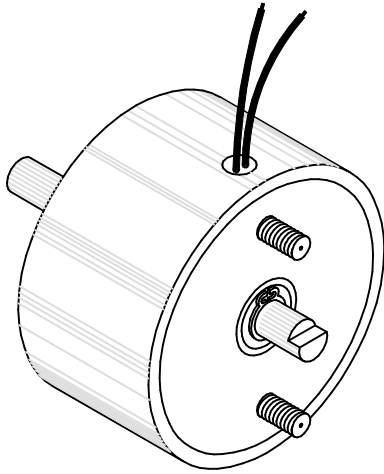


MAGNETIC SENSOR SYSTEMS

Rotary Solenoid

Clockwise – Forward Shaft Extension



Series R-10-200-CWM
2.0" DIA X 1.0"

TOTAL WEIGHT: 10.5 OUNCES

duty cycle	1	1/2	1/4	1/10
maximum "ON" time, (Sec.)	∞	375	90	30
watts	11	22	44	110
approximate ampere turns	490	700	980	1560

AWG number	resistance	volts DC	volts DC	volts DC	volts DC
20	0.40	2.1	2.9	4.2	6.6
21	0.70	2.7	3.8	5.4	8.6
22	1.0	3.4	4.9	6.9	10.9
23	1.8	4.3	6.1	8.6	13.6
24	2.6	5.5	7.8	11.0	17.4
25	4.7	7.0	9.9	14.0	22.2
26	8.0	9.2	13.0	18.3	29.0
27	11.5	11.3	16.0	22.7	35.9
28	18.6	14.2	20.1	28.4	44.9
29	30.4	17.9	25.4	35.9	56.8
30	51.2	22.9	32.4	45.9	72.6
31	74.8	28.4	40.1	56.7	89.8
32	126	35.9	50.8	71.8	114
33	171	44.5	62.9	89.0	141
34	265	55.8	78.9	112	177
35	425	71.0	100	142	225
36	680	89.9	127	180	284
37	1110	109	155	219	346

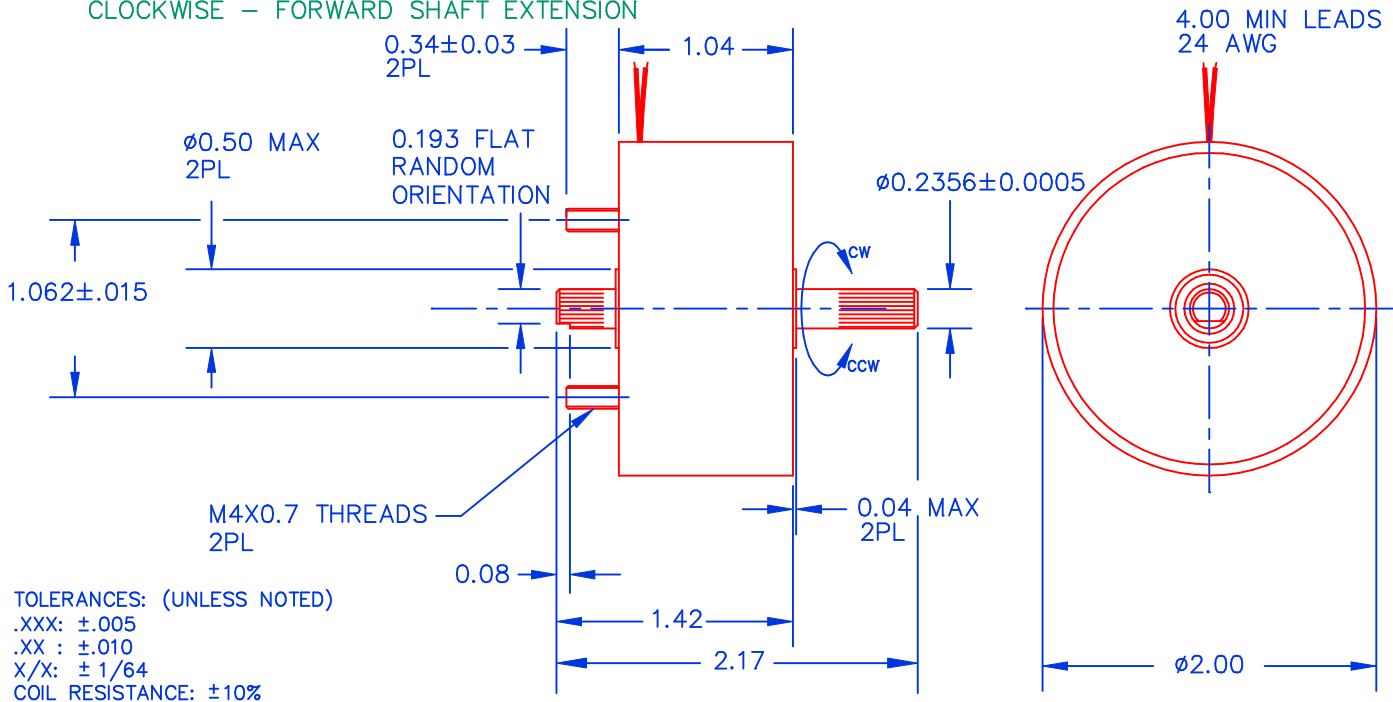
HEAT SINK: For proper heat dissipation, body of solenoid should be mounted on an equivalent of 6.0" x 6.0" x 1/8" aluminum plate in an unrestricted flow of air.

MAGNETIC SENSOR SYSTEMS

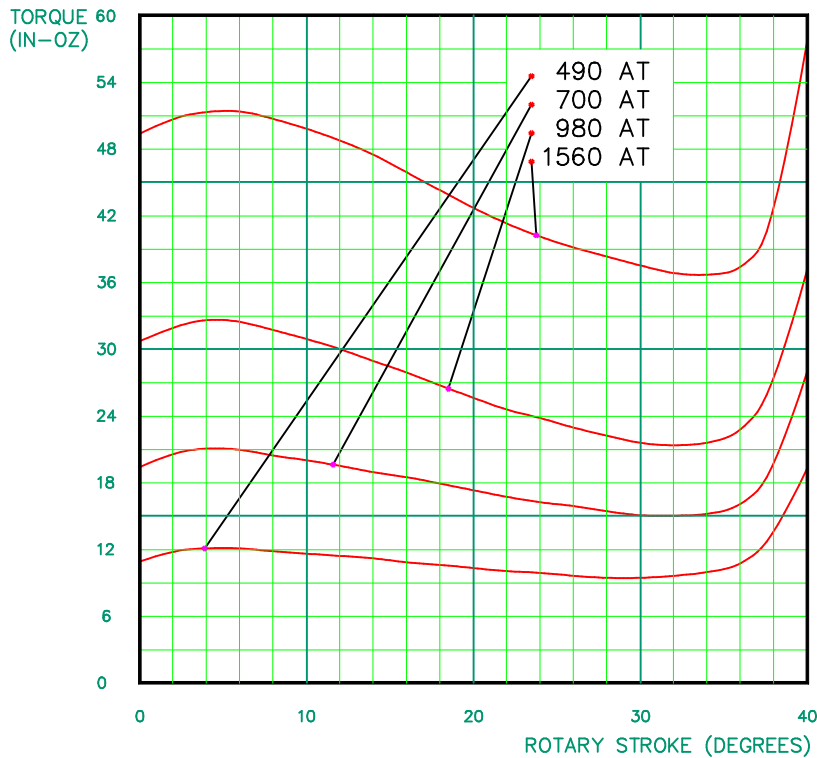
R-10-200-CWM

MECHANICAL DIMENSIONS

CLOCKWISE - FORWARD SHAFT EXTENSION



TYPICAL TORQUE VERSUS ROTARY STROKE



These torque curves do not account for return springs.

The typical return spring torque is 3.0 IN-OZ.