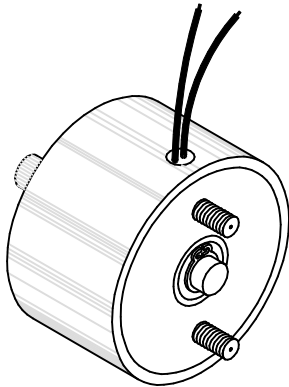


MAGNETIC SENSOR SYSTEMS

Rotary Solenoid

Counter-Clockwise – Forward Shaft Extension



Series R-09-150-CCWM
1 1/2" DIA X 0.87"

TOTAL WEIGHT: 5.0 OUNCES

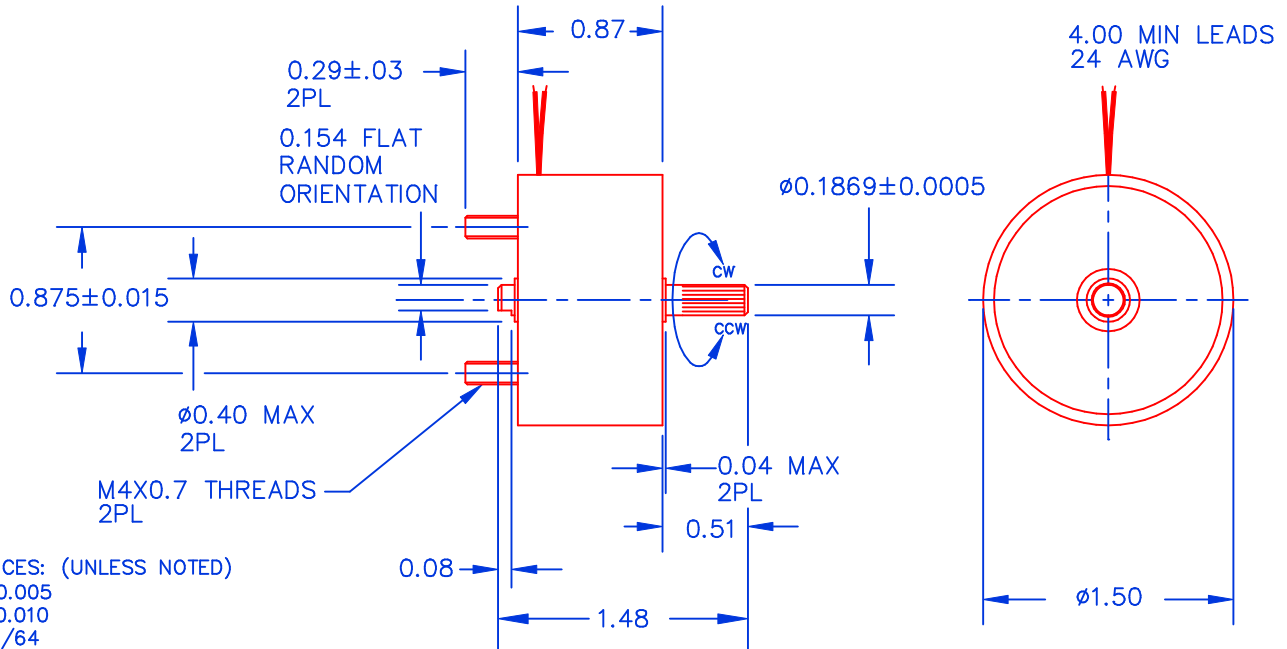
duty cycle	1	1/2	1/4	1/10
maximum "ON" time, (Sec.)	∞	300	60	12
watts	9	18	36	90
approximate ampere turns	370	520	730	1160

AWG number	resistance	volts DC	volts DC	volts DC	volts DC
20	0.15	1.1	1.6	2.3	3.6
21	0.19	1.3	1.9	2.6	4.2
22	0.41	1.9	2.7	3.8	5.9
23	0.54	2.3	3.2	4.5	7.2
24	1.0	3.1	4.4	6.2	9.8
25	1.7	4.0	5.6	7.9	12.6
26	2.4	4.7	6.7	9.4	14.9
27	4.4	6.3	8.9	12.6	19.9
28	6.8	8.0	11.4	16.1	25.4
29	11.5	10.0	14.1	19.9	31.5
30	20.2	12.9	18.2	25.7	40.7
31	27.0	15.9	22.5	31.8	50.2
32	44.0	19.5	27.6	39.0	61.8
33	71.0	25.0	35.4	50.0	79.1
34	117	32.4	45.9	64.9	103
35	188	41.7	59.0	83.4	132
36	295	51.4	72.8	103	163
37	437	60.8	86.1	122	192

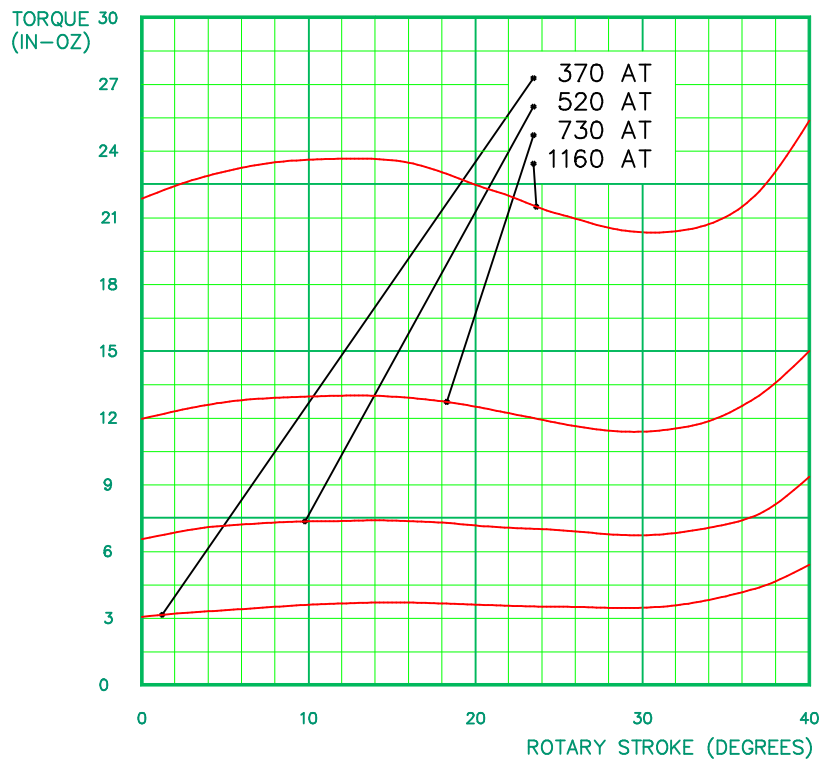
HEAT SINK: For proper heat dissipation, body of solenoid should be mounted on an equivalent of 6.0" x 6.0" x 1/8" aluminum plate in an unrestricted flow of air.

MAGNETIC SENSOR SYSTEMS

R-09-150-CCWM MECHANICAL DIMENSIONS
 COUNTER-CLOCKWISE – FORWARD SHAFT EXTENSION



TYPICAL TORQUE VERSUS ROTARY STROKE



These torque curves do not account for return springs.

The typical return spring torque is 2.2 IN-OZ.