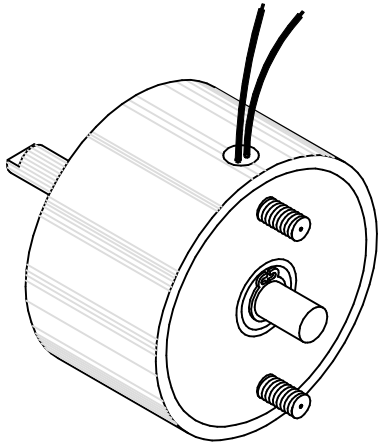


MAGNETIC SENSOR SYSTEMS

Rotary Solenoid

Counter-Clockwise – Forward Shaft Extension



Series R-10-190-CCWM
1 7/8" DIA X 1.0"

TOTAL WEIGHT: 9.3 OUNCES

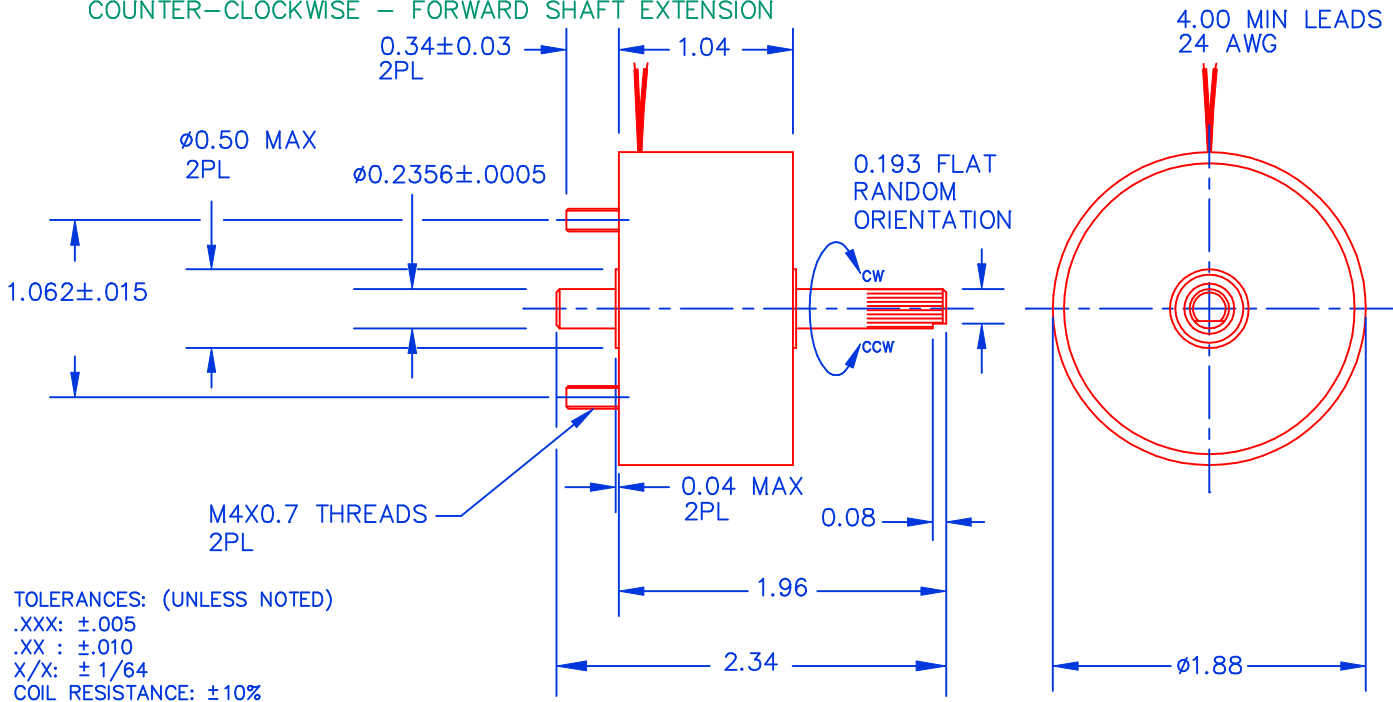
duty cycle	1	1/2	1/4	1/10
maximum "ON" time, (Sec.)	∞	450	90	20
watts	10	20	40	100
approximate ampere turns	390	550	780	1240

AWG number	resistance	volts DC	volts DC	volts DC	volts DC
20	0.25	1.7	2.3	3.3	5.3
21	0.47	2.1	3.0	4.2	6.6
22	0.67	2.6	3.7	5.3	8.4
23	1.2	3.6	5.2	7.3	11.5
24	1.9	4.2	6.0	8.5	13.5
25	2.7	5.4	7.7	10.8	17.2
26	5.2	7.0	9.9	14.0	22.1
27	7.5	8.8	12.5	17.7	28.0
28	13.1	11.1	15.7	22.2	35.1
29	18.4	13.8	19.5	27.5	43.6
30	32.4	17.6	24.9	35.2	55.8
31	50.0	22.0	31.1	44.0	69.6
32	80.0	27.2	38.5	54.5	86.2
33	130	35.1	49.7	70.2	111
34	172	42.3	59.9	84.7	134
35	285	53.3	75.5	107	169
36	422	66.0	93.5	132	209
37	741	83.3	118	167	264

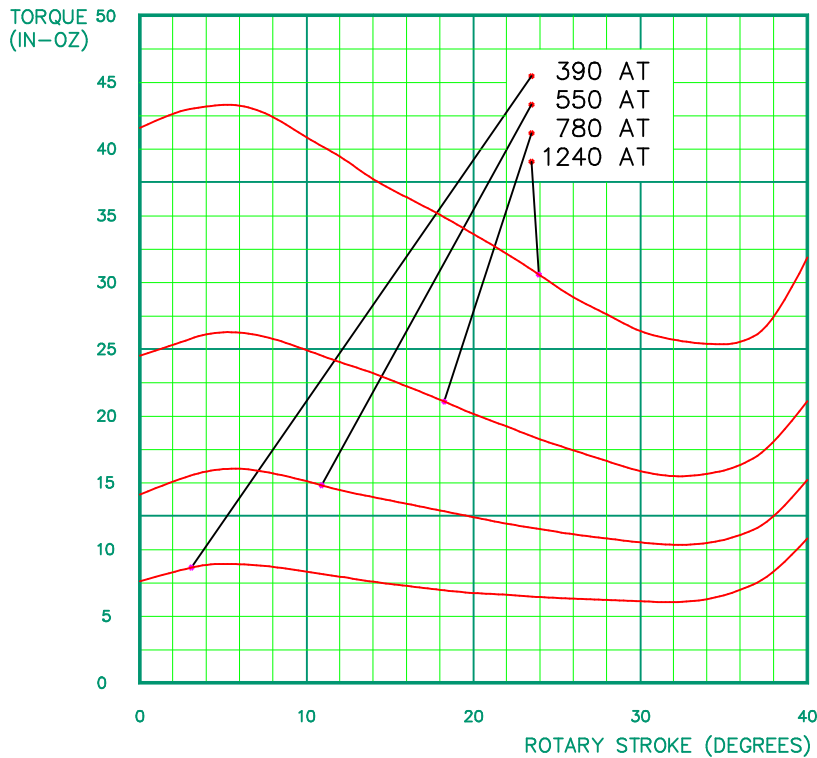
HEAT SINK: For proper heat dissipation, body of solenoid should be mounted on an equivalent of 6.0" x 6.0" x 1/8" aluminum plate in an unrestricted flow of air.

MAGNETIC SENSOR SYSTEMS

R-10-190-CCWM
COUNTER-CLOCKWISE - FORWARD SHAFT EXTENSION



TYPICAL TORQUE VERSUS ROTARY STROKE



These torque curves do not account for return springs.

The typical return spring torque is 3.0 IN-OZ.