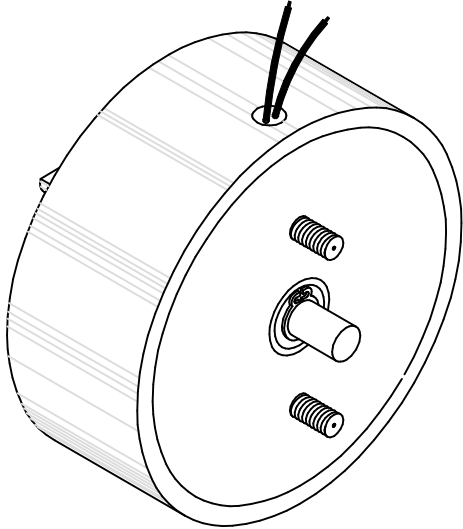


MAGNETIC SENSOR SYSTEMS

Rotary Solenoid

Counter-Clockwise – Forward Shaft Extension



Series R-10-275-CCWM
2 3/4" DIA X 1.0"

TOTAL WEIGHT: 19.8 OUNCES

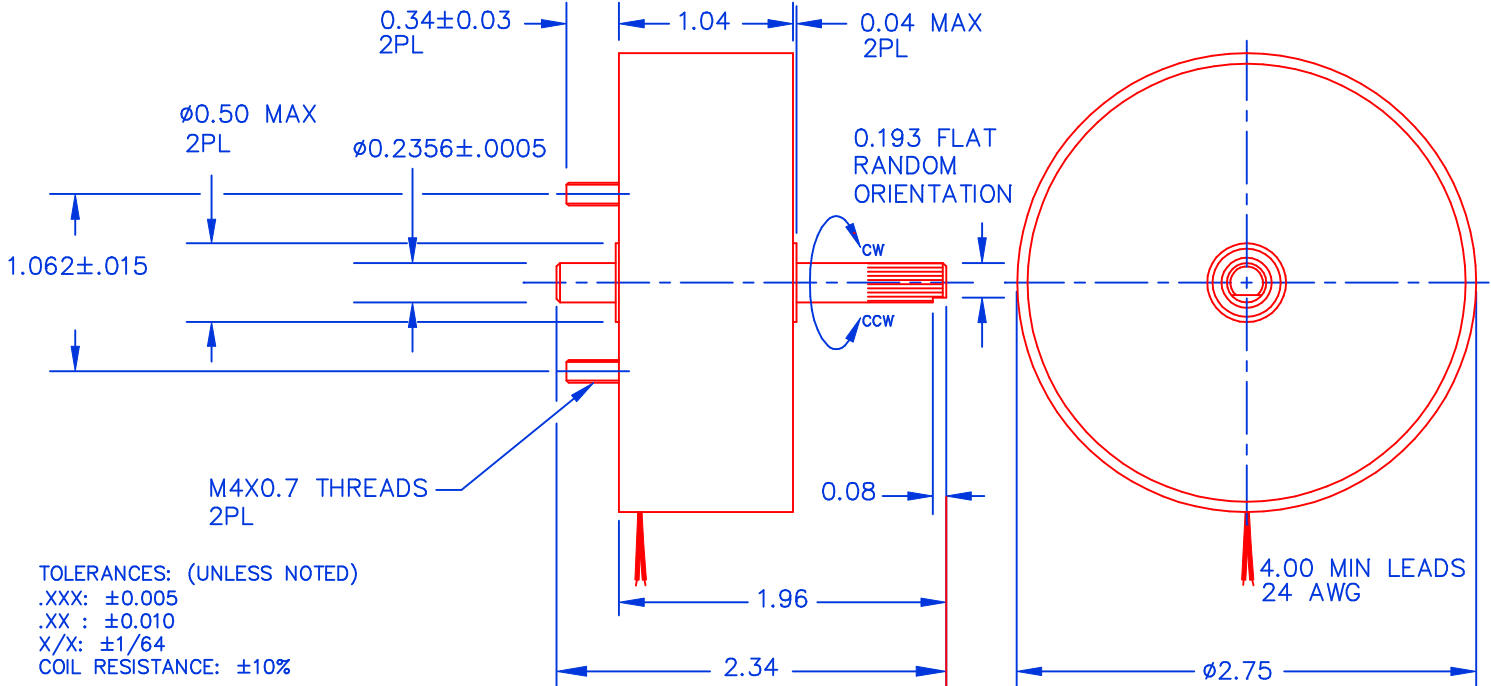
duty cycle	1	1/2	1/4	1/10
maximum "ON" time, (Sec.)	∞	640	210	60
watts	12	24	48	120
approximate ampere turns	720	1020	1440	2270

AWG number	resistance	volts DC	volts DC	volts DC	volts DC
20	1.3	3.9	5.5	7.7	12.2
21	2.1	4.9	6.9	9.8	15.4
22	3.3	6.2	8.7	12.3	19.5
23	5.1	7.7	10.9	15.5	24.4
24	8.3	9.8	13.9	19.6	31.0
25	13.2	12.3	17.5	24.7	39.0
26	20.9	15.6	22.1	31.2	49.4
27	32.3	19.6	27.7	39.2	62.0
28	51.2	24.9	35.2	49.8	78.7
29	79.0	31.0	43.8	61.9	97.9
30	129	39.7	56.1	79.3	125
31	214	52.3	73.9	104	165
32	308	61.8	87.4	124	195
33	499	78.6	111	157	248
34	784	99.5	141	199	315
35	1267	126	179	252	399
36	2041	158	224	316	500
37	3271	195	276	390	617

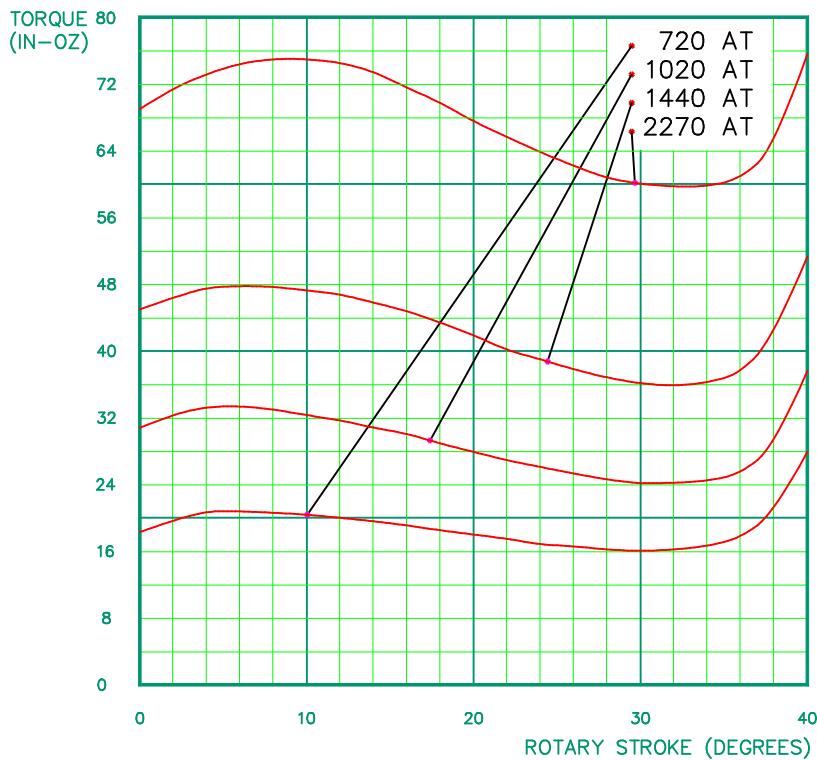
HEAT SINK: For proper heat dissipation, body of solenoid should be mounted on an equivalent of 6.0" x 6.0" x 1/8" aluminum plate in an unrestricted flow of air.

MAGNETIC SENSOR SYSTEMS

R-10-275-CCWM MECHANICAL DIMENSIONS COUNTER-CLOCKWISE - FORWARD SHAFT EXTENSION



TYPICAL TORQUE VERSUS ROTARY STROKE



These torque curves do not account for return springs.

The typical return spring torque is 3.0 IN-OZ.